

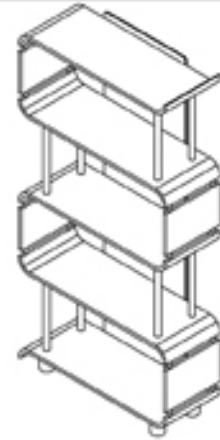


Living Storage

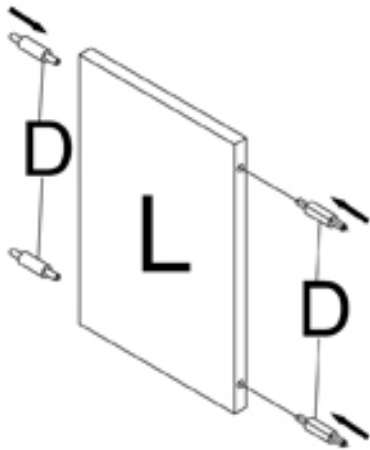
# Assembly Instructions Curve Book Shelf

Help Line 01327 226275

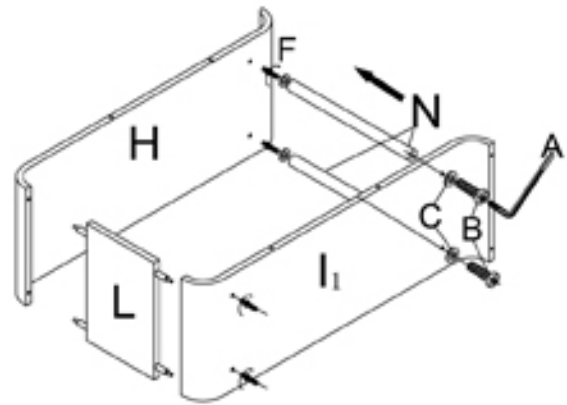
A		M4	1PC				
B		1/4"*25mmL	6PCS				
C		1/4"*Ø12*2	8PCS				
D		Ø12*60mmL	16PCS				
E		1/4"*20mmL	10PCS				
F		1/4"*30mmL	8PCS				
G		1/4"*Ø16*2	8PCS				
H		Top Panel	1PC				
I <sub>1</sub>		Middle Panel	2PCS				
I <sub>2</sub>		Middle Panel	1PCS				
J		Base Panel	1PC				
K		Back Panel	2PCS	N		Tube	8PCS
L		Side Panel	4PCS	O		1/4"*30+30mmL	2PCS
M		Leg	4PCS	P		1/4"*10+30mmL	2PCS



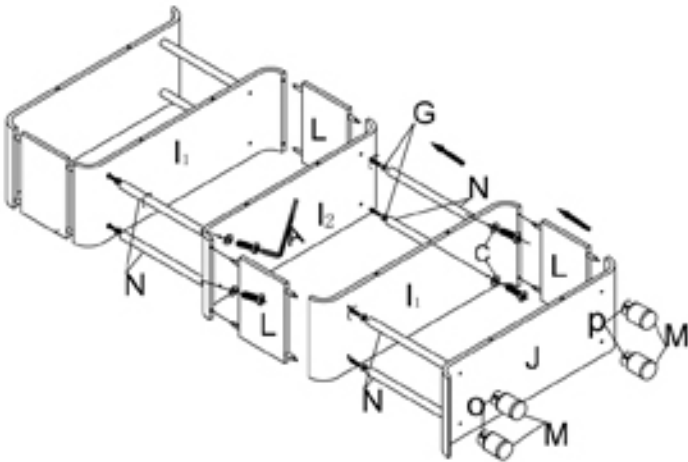
## STEP1



## STEP2



## STEP3



## STEP4

